



Trimble Forestry

2017 TMS Conference UNIVERSITY PLACE HOTEL

 **Software solutions for the measurement and management of log volumes**




Overview



Agenda

1. Announcements
2. Product Update
3. Trade Update
 1. BC & Alberta Region
 2. Pacific Northwest Region
 3. South East US
 4. Provincial and State Edition
4. Mobile Applications
 1. Log Scaler Web app
 2. Trimble 4Loads with BOS Trade



Trimble Forestry



Trimble BOS Forestry Acquisition



Announcing Trimble acquisition of BOS Forestry



- **SUNNYVALE, Calif., April 7, 2017**—Trimble (NASDAQ: TRMB) announced today that it has acquired Canadian- based BOS Forestry, a provider of collaboration, harvesting, production and lumber sale solutions for small- and medium-sized forestry companies. The addition of BOS Forestry emphasizes Trimble’s focus on technologies that address the complete end-to-end ecosystem for forest management, traceability and timber processing.

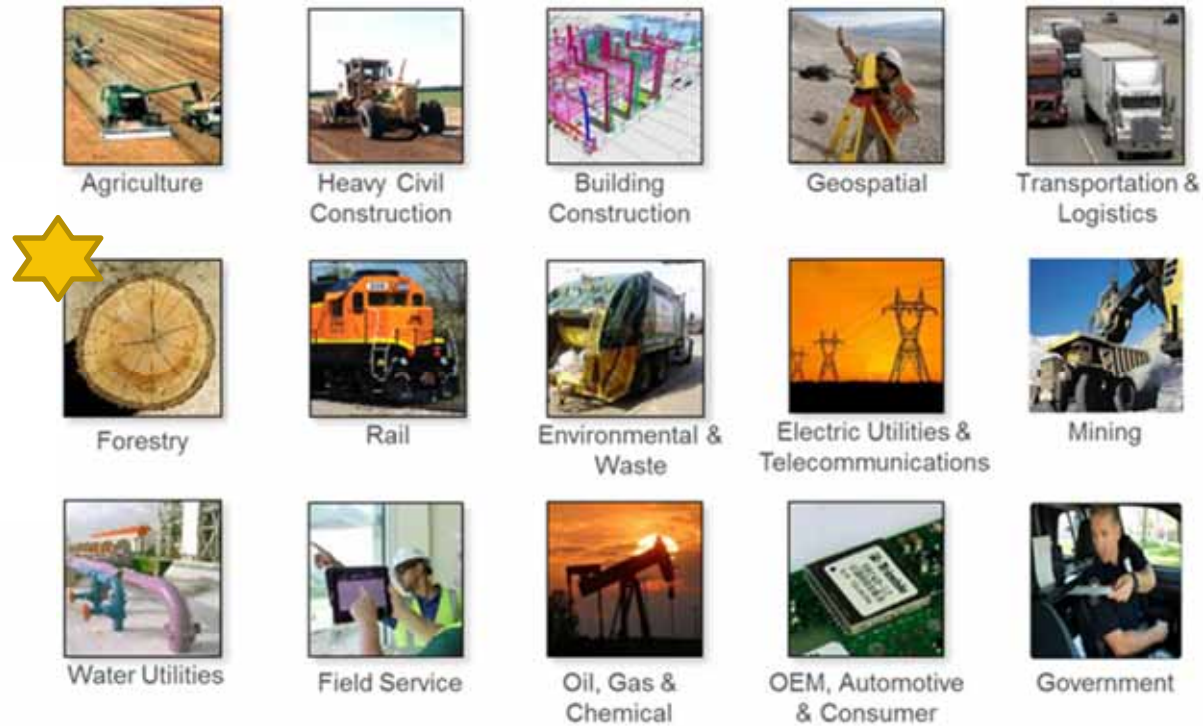
The Connected Forest

TRANSFORMING THE WAY THE WORLD WORKS





Transforming The Way the World Works

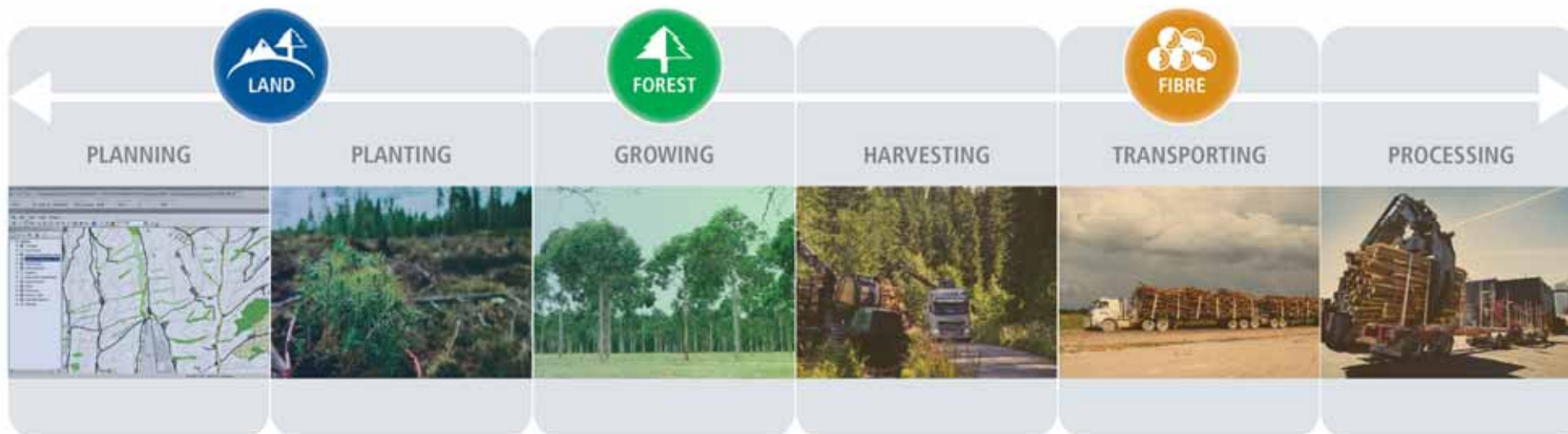


The Connected Forest

TRANSFORMING THE WAY THE WORLD WORKS



≡ The Connected Forest



The Connected Forest

TRANSFORMING THE WAY THE WORLD WORKS





The Connected Forest



PLANNING & MANAGING

ENTERPRISE	SaaS	MOBILE
Land Resource Manager Zenith	Silvapro	Mobile Builder WoodForce Log Measure

PROCESSING

MILL
Wedge

CONTRACTING & PROCURING

ENTERPRISE	SaaS	Cloud
Business Resource Manager	Silvapro	BOS Trade, Scaler & Supply

HARVESTING

SaaS	MOBILE
WoodForce	WoodForce Mobile Builder

HAULING & LOGISTICS

ENTERPRISE	SaaS	MOBILE
WSX	LogForce	LogForce 4Loads

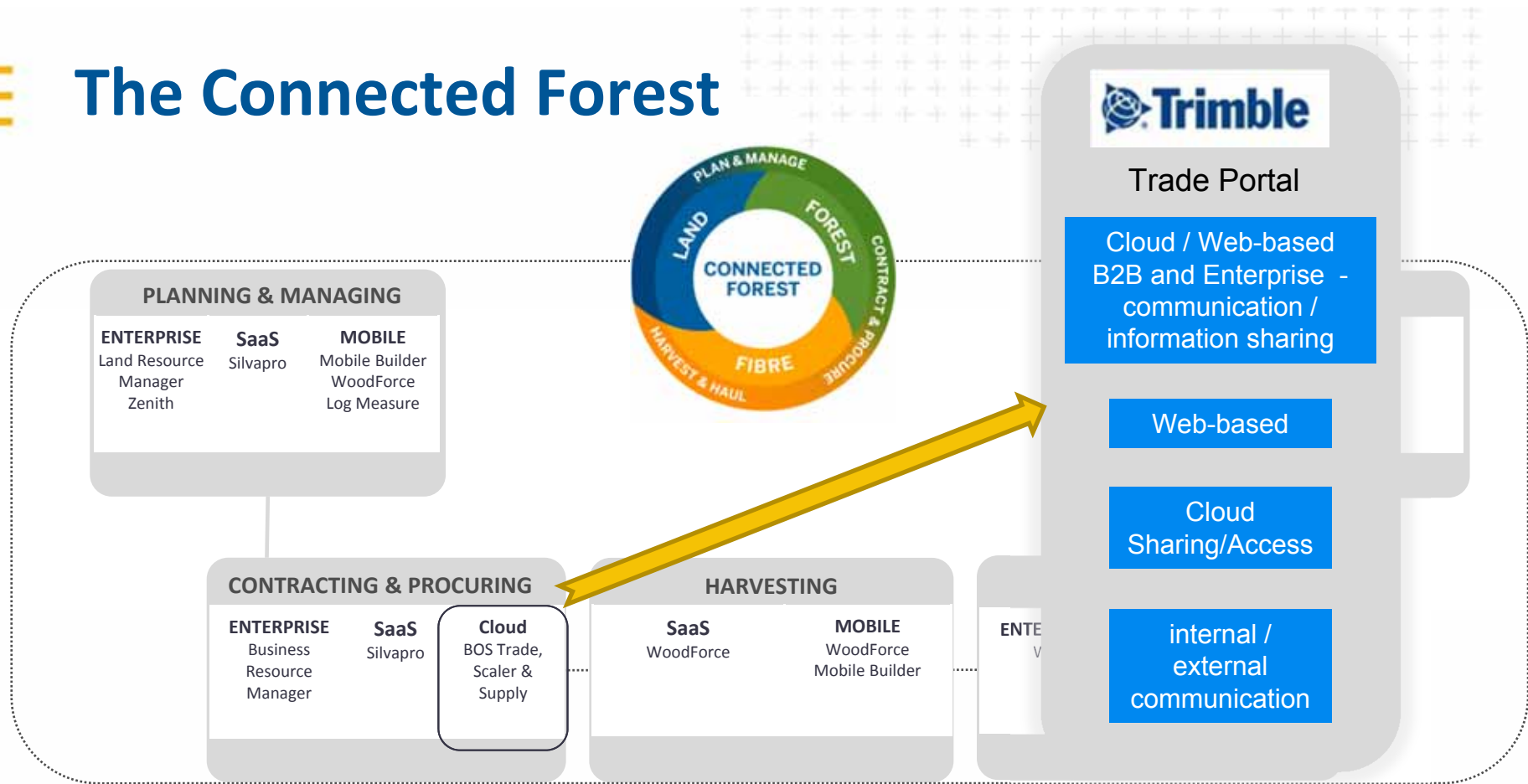
The Connected Forest

TRANSFORMING THE WAY THE WORLD WORKS





The Connected Forest



The Connected Forest

TRANSFORMING THE WAY THE WORLD WORKS





Supply

Scaler

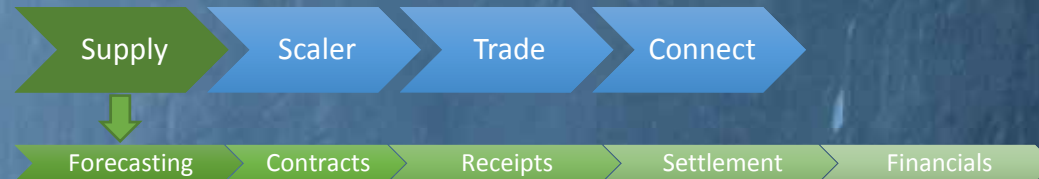
Trade

Connect

Supply Chain Management solutions for the Forest Industry



SUPPLY

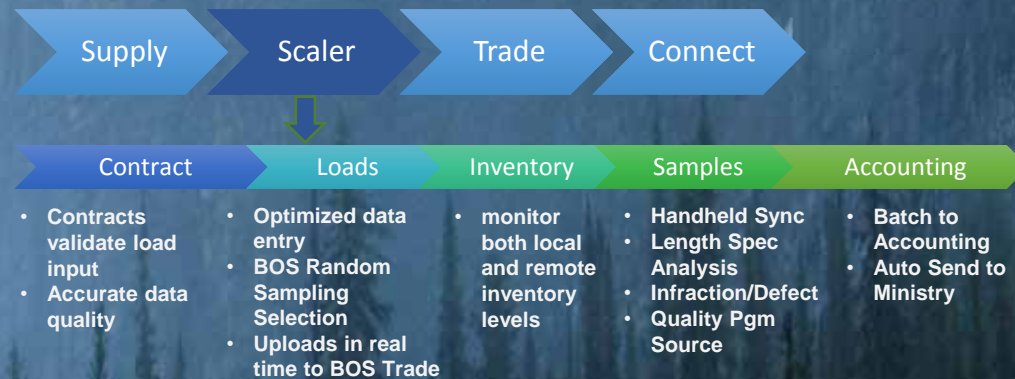


- Finalize annual plans
- Load Forecast
- Link Forecast to BOS Geo
- Setup Contracts
- Link harvest areas
- Set Logging Rates
- Set Transportation Rates
- Execute Contract
- Real time load tracking
- Sample data capture
- Quality Monitoring
- Daily Ministry uploads
- Inventory visibility
- Contractor Settlement
- Log Sales Invoicing
- BOS Connect reporting
- Sync GL Account Codes
- Process E-Batches
- Print Cheques
- Send Invoices

Contract Management & Settlement Solution



SCALER



Advanced scale site solution to manage core data acquisition, quality programs and real-time cloud services.

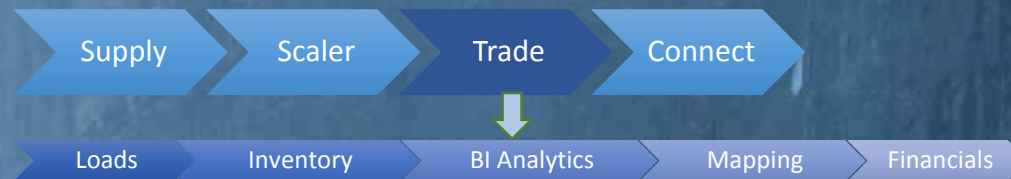


TRADE



Trade is
a next generation log trading web portal
serving the business to business needs of Sawmills, Pulp Mills, Sort Yards
and the regional community of Loggers and Truckers


TRADE



- Real time load tracking
- Company and remote deliveries
- User defined view reports and downloads
- Mill, Yard and Sort inventory mgmt.
- Consumption & adjustments
- Charts
- Pivot tables & charts
- Full function grids and user defined layouts
- Next generation web-based BI capabilities
- Geospatial maps
- Forecast to Actual tracking analysis
- Extensible for additional layers
- Export all loads across region for Settlement in BOS Supply

Enabling business to business ecommerce for
Forest Industry Trading Partners





Trimble Forestry



BOS Trade – BC Alberta Region



Trade Model

Regional Trading Partner Data Exchange





Trade Model

Regional Trading Partner Data Exchange



CONTRACTORS QUICK START GUIDE



This Quick Start Guide contains tips on how to navigate Trade and learn the many useful features for managing User access, view load data in grids, charts and maps. Educate company users how to customize grid layouts and use a variety of reporting and analytical views to gain deeper visibility in to daily operations. Sample based Quality Programs will use the sample data source provided by Trade to the Contractor community. Making use of the flexible downloads features will also assist with financial analysis and woodlands accounting.

1 CONFIGURE TRADE FOR YOUR COMPANY

- After logging in to BOS Trade you can begin by viewing Load information for any time period, access help resources and training videos.
- Setup additional Users within your Company

2 USING LOADS GRID VIEWS, MAPS, CHARTS AND CUSTOMIZING LAYOUTS

- Customize Grids to develop User and Shared views of log load data with grouping, sorting, filtering and calculations. Layouts can be saved for future use or made available for access by all Users.
- Review Forecasted VS actual Loads by Timbermark in a Map.
- Select from a range of Charts to determine which are most useful

3 ANALYZE OPERATIONS: PIVOT GRIDS, REPORTING, QUALITY PROGRAM TRACKING

- Create powerful Pivot Grids for summarizing large amounts of load data and generating custom pivot charts.
- Analyze daily production and woodflow logistics to support production planning.
- Download rich, pre-defined reports from Trade.

4 DOWNLOAD LOG LOAD INFORMATION


- Log Load and Sample Data can be downloaded from Trade in a variety of formats such as text, CSV, EXCEL and a number of industry standard formats.
- Refer to the Export options in the Grid Views.



All data is stored in a Canadian Data Center

Software Solutions for the Forest Industry





Trimble Forestry



BOS Trade – Pacific Northwest



Trade Model

Regional Trading Partner Data Exchange

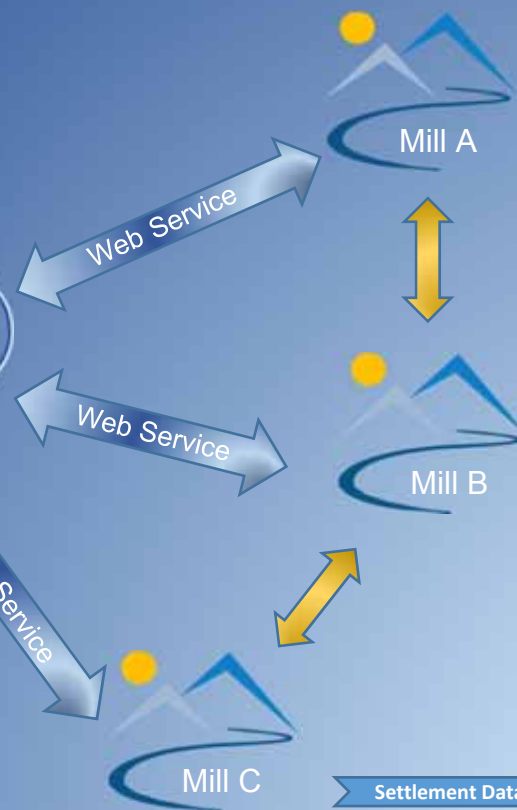


BC Log Suppliers



3rd Party Scale Site Load Data Sources

Load Format Data Mapping App



In-House or 3rd Party Business Systems

Simple account registration

TRADE

SCALE SITE PUBLISHING GUIDELINES



Trade is a regional log trading portal used by BC and Alberta logging companies for tracking wood flow and sharing data with contractors. Mills in the US Pacific Northwest can now join the trading network to publish scale site arrival loads to Canadian log suppliers via Trade for analysis and download.



Canadian Supplier Benefits

- ⇒ Real time access to log load data from US scale sites.
- ⇒ Downloads to Contract Management System for month end settlement with Contractors



US Mill Benefits


- ⇒ Improve business to business data exchanges and operations with Canadian Suppliers
- ⇒ Use Trade with regional Trading Partners in the future

CANADA

US

1

REGISTER A NEW COMPANY ACCOUNT



Trimble Forestry



BOS Trade – Demos



Weigh Scaling



Weigh Scalings

Period: 2014 - November | Show Highest Versions: | Close

Status: KAS | From: 01/Nov/2014 to: 30/Nov/2014 | Search: [] | ReQuery

	Ticket	Type	Date	Load Slip	MR	Load	TM	Block	S	Carrier	Name	V
New Arrival	715110	ARR	25/Nov/14 8:10	122942	1	501	90239	18	04	PDLOGGI	PDLOGGI	2
New Departure	715109	ARR	25/Nov/14 8:00	122584	1	500	EZ9403	12	01	5132BCL	5132BCL	2
New Other	715108	ARR	25/Nov/14 8:06	111474	1	499	90314	5	04	GUDEBRO	GUDEBRO	1
Query / Edit	715107	ARR	25/Nov/14 8:03	123692	1	498	EZ9368	4	03	PDLOGGI	PDLOGGI	2
Flag	715106	ARR	25/Nov/14 8:01	11473	1	497	90314	5	04	GUDEBRO	GUDEBRO	1
Delete	715105	ARR										
Void	715104	ARR										
Preview	715103	ARR										
Post	715101	ARR										
Print Load Tags	715100	ARR										
Find Ticket	715099	ARR										
Batch Accounting	715098	ARR										
Batch HBS	715097	ARR										
Reports	715096	ARR										

Record: 14 of 3 of 501

Weigh Scale Arrival Edit

GCN: 3571460517087 | Version: 1 | Save | Cancel

Main | Details | History

Load Date: 25/Nov/2014 8:06 | Scale Type: Weigh | Field Scale: Deck: | Sort Scale: 1: LQ | 100

Carrier: GUDEBRO | Truck ID: WTL160 | Red Tag: | 2: | |

Configuration: SA | Driver: MARK | Ministry/Company Stratum: 04 | Depart Immediate: Bunks: 1 | 4: | |

MR: 1 | Species: LO | Yard: 029 | 5: | | Total: 100

Population: 5002 | Load #: 499 | Scale Ticket #: 715108 | Incoming LDS #: 115474 | Primary Scaler: KAREN | Secondary Scaler: | Timber Mark: 90314 | Vendor: GUDEBRO | Origin: GUDEBRO | Logging Method: | Boom: |

Ministry Sample: Semp. Block: 0 | Company Sample: Semp. Bunk: | Min. as Comp. Sample: | Full Load Sample: No Sample (Default): Return Details (Remember):

Gross Weight: 64,600 | Tare Weight: 20,840 | Net Weight: 43,820 | Sample Deduction: | Sample Weight: 43,820 | Stratum Volume: | Sort Volume: |

Truck Legal Net Weight: 43,820 | Comment: 3 BUNKS LEN 7

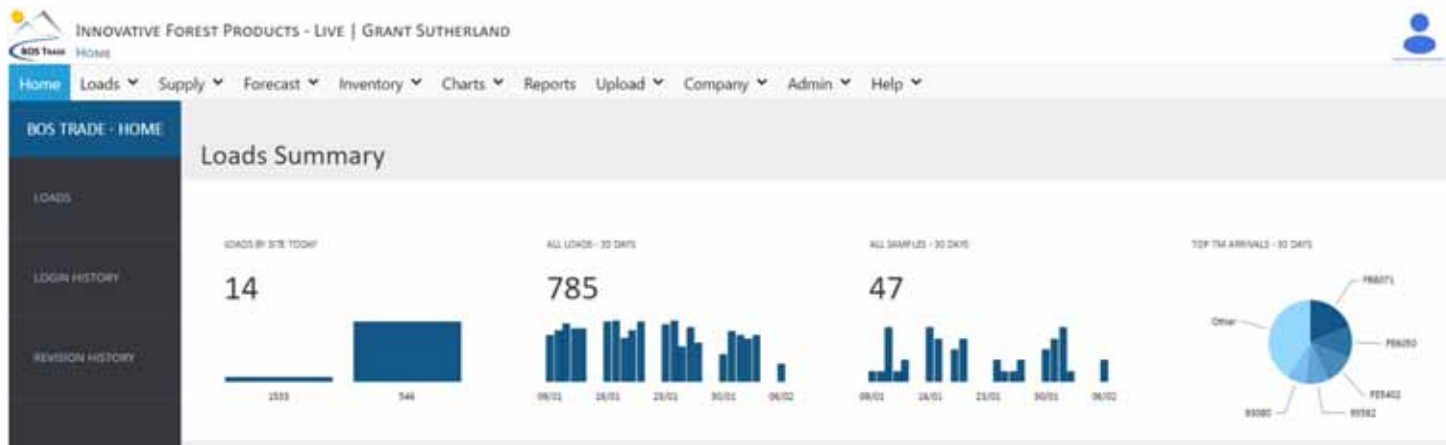
The Connected Forest

TRANSFORMING THE WAY THE WORLD WORKS





Trade Dashboard



The Connected Forest

TRANSFORMING THE WAY THE WORLD WORKS



Reporting Capabilities

2 dimensional grid-style reporting

Order	Order Name	Contract Name	Date/Time In	Date/Time Out	Wood Vol	New Vol	New Price
101027	Kalendoff Lumber Co. LLC	A.A. Timber Co. LLC	30-Jan-2017 06:09	30-Jan-2017 06:09	62,070	11,530	36.5
101028	Kalendoff Lumber Co. LLC	Hess Forest Contracting	30-Jan-2017 06:09	30-Jan-2017 06:09	51,200	17,400	44.4
101029	Kalendoff Lumber Co. LLC	Integrity Timber Ltd.	30-Jan-2017 06:11	30-Jan-2017 06:40	55,800	16,500	40.1
101030	Kalendoff Lumber Co. LLC	BOOB CHASSET	30-Jan-2017 06:14	30-Jan-2017 07:15	45,520	16,500	35.1
101031	Kalendoff Lumber Co. LLC	D. Mc Suther's Trucking Ltd	30-Jan-2017 07:09	30-Jan-2017 07:21	60,000	22,700	37.8
101032	Kalendoff Lumber Co. LLC	S. DANKIN TRUCKING	30-Jan-2017 07:09	30-Jan-2017 08:00	51,000	17,370	44.4
101033	Kalendoff Lumber Co. LLC	Outback Trucking	30-Jan-2017 08:54	30-Jan-2017 09:54	58,470	24,380	34.2
101034	Kalendoff Lumber Co. LLC	MAC NICHOL ENTERPRISES	30-Jan-2017 10:12	30-Jan-2017 10:09	54,000	19,600	37.8
101035	Kalendoff Lumber Co. LLC	Miss Acker DBA Waigle Trucking	30-Jan-2017 10:15	30-Jan-2017 10:27	62,100	17,840	44.2
101036	Kalendoff Lumber Co. LLC	D. Mc Suther's Trucking Ltd.	30-Jan-2017 11:03	30-Jan-2017 11:09	58,300	23,100	39.2
101037	Kalendoff Lumber Co. LLC	Outback Trucking	30-Jan-2017 11:03	30-Jan-2017 12:16	48,180	17,010	35.1
101038	Kalendoff Lumber Co. LLC	A.A. Timber Co. LLC	30-Jan-2017 12:18	30-Jan-2017 12:09	61,010	22,400	36.1
101039	Kalendoff Lumber Co. LLC	D. Mc Suther's Trucking Ltd	30-Jan-2017 13:30	30-Jan-2017 13:40	60,400	22,510	37.8
101040	Kalendoff Lumber Co. LLC	Todd's Trucking Ltd.	30-Jan-2017 13:49	30-Jan-2017 14:16	62,410	16,000	44.1
101041	Kalendoff Lumber Co. LLC	D. Mc Suther's Trucking Ltd.	30-Jan-2017 14:13	30-Jan-2017 14:33	60,010	23,420	36.1
101042	Kalendoff Lumber Co. LLC	Capit's Log Hauling Ltd	30-Jan-2017 14:13	30-Jan-2017 14:31	57,600	17,370	40.1
101043	Kalendoff Lumber Co. LLC	s. THOMPSON	30-Jan-2017 14:20	30-Jan-2017 14:40	50,000	18,210	38.2
101044	Kalendoff Lumber Co. LLC	D. Mc Suther's Trucking Ltd.	30-Jan-2017 14:27	30-Jan-2017 14:30	51,520	21,000	38.4
101045	Kalendoff Lumber Co. LLC	Smith Contracting	30-Jan-2017 14:59	30-Jan-2017 15:02	62,270	16,000	40.7
101046	Kalendoff Lumber Co. LLC	Oliver Contracting Ltd	30-Jan-2017 15:17	30-Jan-2017 15:24	60,720	16,900	41.2

- **DEMO**
- Adding Field Columns
- Grouping
- Saving Private and Public Layouts
- Filtering
- Aggregates (Sum count etc.)
- Excel and other downloads

The Connected Forest

TRANSFORMING THE WAY THE WORLD WORKS



Reporting Capabilities

Multi-dimensional, pivot based reporting

Item	January	February	March	April	May	June	July	August	September	October	November	December	Grand Total
22105						1	1						2
22106						1	1						2
22107						1	1						2
22108					1	1	1	1	1	1	1	1	7
22109					1	1	1	1	1	1	1	1	7
22110					1	1	1	1	1	1	1	1	7
22111					1	1	1	1	1	1	1	1	7
22112					1	1	1	1	1	1	1	1	7
22113					1	1	1	1	1	1	1	1	7
22114					1	1	1	1	1	1	1	1	7
22115					1	1	1	1	1	1	1	1	7
22116					1	1	1	1	1	1	1	1	7
22117					1	1	1	1	1	1	1	1	7
22118					1	1	1	1	1	1	1	1	7
22119					1	1	1	1	1	1	1	1	7
22120					1	1	1	1	1	1	1	1	7
22121					1	1	1	1	1	1	1	1	7
22122					1	1	1	1	1	1	1	1	7
22123					1	1	1	1	1	1	1	1	7
22124					1	1	1	1	1	1	1	1	7
22125					1	1	1	1	1	1	1	1	7
22126					1	1	1	1	1	1	1	1	7
22127					1	1	1	1	1	1	1	1	7
22128					1	1	1	1	1	1	1	1	7
22129					1	1	1	1	1	1	1	1	7
22130					1	1	1	1	1	1	1	1	7
22131					1	1	1	1	1	1	1	1	7
22132					1	1	1	1	1	1	1	1	7
22133					1	1	1	1	1	1	1	1	7
22134					1	1	1	1	1	1	1	1	7
22135					1	1	1	1	1	1	1	1	7
22136					1	1	1	1	1	1	1	1	7
22137					1	1	1	1	1	1	1	1	7
22138					1	1	1	1	1	1	1	1	7
22139					1	1	1	1	1	1	1	1	7
22140					1	1	1	1	1	1	1	1	7
22141					1	1	1	1	1	1	1	1	7
22142					1	1	1	1	1	1	1	1	7
22143					1	1	1	1	1	1	1	1	7
22144					1	1	1	1	1	1	1	1	7
22145					1	1	1	1	1	1	1	1	7
22146					1	1	1	1	1	1	1	1	7
22147					1	1	1	1	1	1	1	1	7
22148					1	1	1	1	1	1	1	1	7
22149					1	1	1	1	1	1	1	1	7
22150					1	1	1	1	1	1	1	1	7
22151					1	1	1	1	1	1	1	1	7
22152					1	1	1	1	1	1	1	1	7
22153					1	1	1	1	1	1	1	1	7
22154					1	1	1	1	1	1	1	1	7
22155					1	1	1	1	1	1	1	1	7
22156					1	1	1	1	1	1	1	1	7
22157					1	1	1	1	1	1	1	1	7
22158					1	1	1	1	1	1	1	1	7
22159					1	1	1	1	1	1	1	1	7
22160					1	1	1	1	1	1	1	1	7
22161					1	1	1	1	1	1	1	1	7
22162					1	1	1	1	1	1	1	1	7
22163					1	1	1	1	1	1	1	1	7
22164					1	1	1	1	1	1	1	1	7
22165					1	1	1	1	1	1	1	1	7
22166					1	1	1	1	1	1	1	1	7
22167					1	1	1	1	1	1	1	1	7
22168					1	1	1	1	1	1	1	1	7
22169					1	1	1	1	1	1	1	1	7
22170					1	1	1	1	1	1	1	1	7
22171					1	1	1	1	1	1	1	1	7
22172					1	1	1	1	1	1	1	1	7
22173					1	1	1	1	1	1	1	1	7
22174					1	1	1	1	1	1	1	1	7
22175					1	1	1	1	1	1	1	1	7
22176					1	1	1	1	1	1	1	1	7
22177					1	1	1	1	1	1	1	1	7
22178					1	1	1	1	1	1	1	1	7
22179					1	1	1	1	1	1	1	1	7
22180					1	1	1	1	1	1	1	1	7
22181					1	1	1	1	1	1	1	1	7
22182					1	1	1	1	1	1	1	1	7
22183					1	1	1	1	1	1	1	1	7
22184					1	1	1	1	1	1	1	1	7
22185					1	1	1	1	1	1	1	1	7
22186					1	1	1	1	1	1	1	1	7
22187					1	1	1	1	1	1	1	1	7
22188					1	1	1	1	1	1	1	1	7
22189					1	1	1	1	1	1	1	1	7
22190					1	1	1	1	1	1	1	1	7
22191					1	1	1	1	1	1	1	1	7
22192					1	1	1	1	1	1	1	1	7
22193					1	1	1	1	1	1	1	1	7
22194					1	1	1	1	1	1	1	1	7
22195					1	1	1	1	1	1	1	1	7
22196					1	1	1	1	1	1	1	1	7
22197					1	1	1	1	1	1	1	1	7
22198					1	1	1	1	1	1	1	1	7
22199					1	1	1	1	1	1	1	1	7
22200					1	1	1	1	1	1	1	1	7

- DEMO
- Selecting Row & Columns
- Saving Layouts
- Charting Results

The Connected Forest

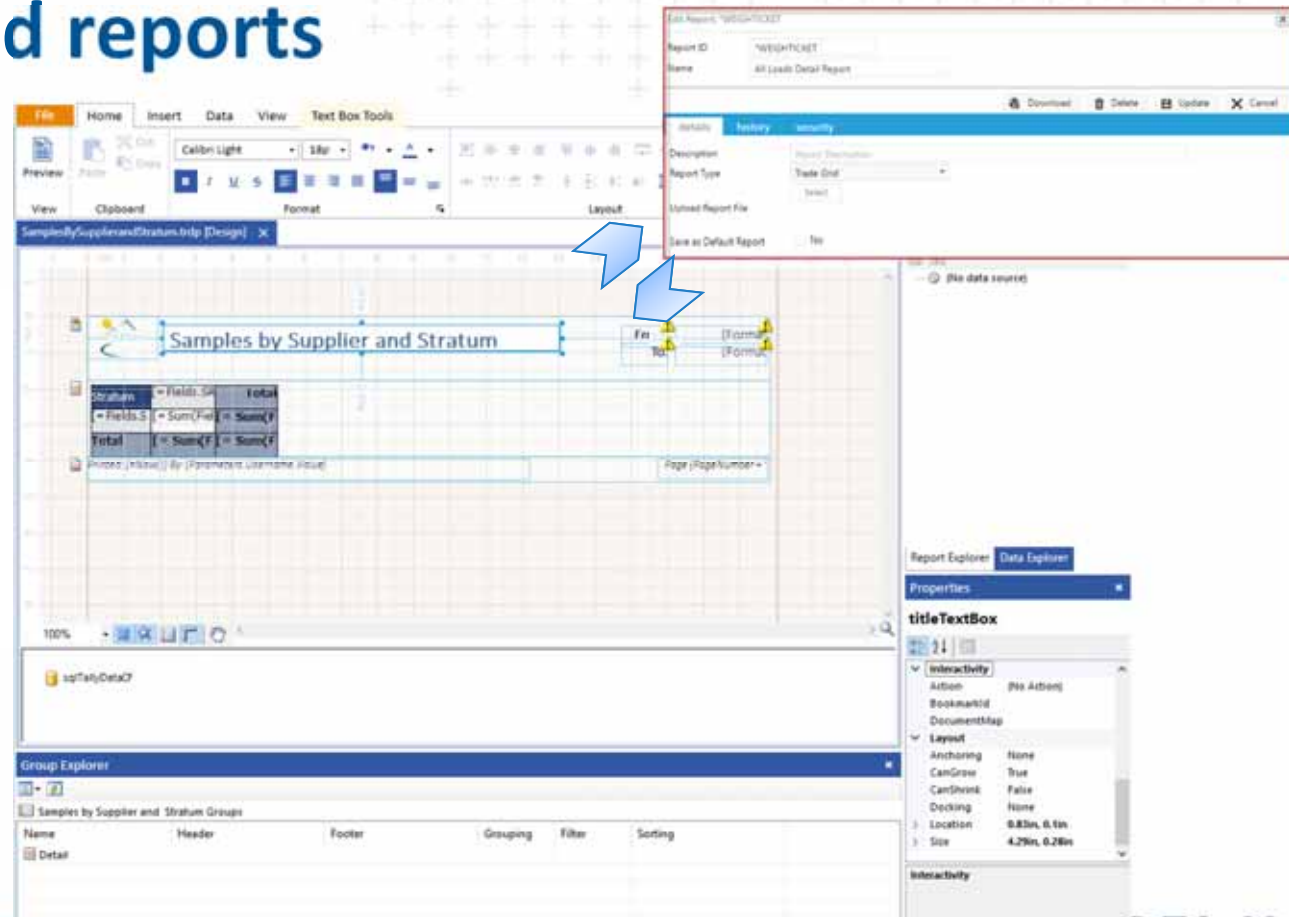
TRANSFORMING THE WAY THE WORLD WORKS



Pre-designed reports

Report Designer

- Advanced report design tools for power users and IT





Log Sample Piece Scales



INNOVATIVE FOREST PRODUCTS - LIVE | GRANT SUTHERLAND
ALL PIECE SCALES

Home Loads Supply Forecast Inventory Charts Reports Upload Company Admin Help

System Default Layout Export

From: 2017-01-29 to 2017-02-04 Apply Dates Last Week Include Modified OFF

Drag a column header and drop it here to group by that column

Scale ID	Ticket	Date Arrived	Date Scaled	Timber Mark	Carrier ID	Stratum	Sample Volume	Supplier ID	Type	Logs (Scaled)	Logs (Computed)	Infraction Volume	AFC Volume	AFC %	Inf %	Remote Scale ID	Remote Ticket
546	131734	30-Jan-2017	30-Jan-2017	93582	MAC ENT	13	45.090	SUNSHINE	CS	49	127	0.000	46.646	103.45 %	0.00 %		
546	131736	30-Jan-2017	30-Jan-2017	EECFX	SICOTT	14	32.273	WADCRI	CS	52	138	0.000	33.965	105.24 %	0.00 %		
546	131739	30-Jan-2017	30-Jan-2017	K25001	SICOTT	14	38.976	NACFOR	CS	106	229	0.000	48.957	112.78 %	0.00 %		
546	131742	30-Jan-2017	31-Jan-2017	92316	CAPLOG	86	30.261	COOCRE	CS	52	81	0.000	41.628	137.56 %	0.00 %		
546	131760	31-Jan-2017	31-Jan-2017	FE6050	CARL	15	24.143	A.F. TIMBER	CS	57	92	0.000	29.361	121.61 %	0.00 %		
546	131762	31-Jan-2017	31-Jan-2017	FE5402	HARFMAN	14	42.126	COOCRE	CS	35	103	0.000	43.450	103.14 %	0.00 %		
546	131765	31-Jan-2017	31-Jan-2017	K18150	SICOTT	14	39.855	HARPRO	CS	52	137	0.000	42.268	106.05 %	0.00 %		
546	131783	31-Jan-2017	01-Feb-2017	FB8071	DAN'S	12	35.369	SUNSHINE	CS	203	330	0.000	39.929	112.89 %	0.00 %		
546	131781	31-Jan-2017	01-Feb-2017	FE5402	KTH03	14	45.439	COOCRE	SS	53	127	0.000	47.524	104.59 %	0.00 %		
546	131794	01-Feb-2017	01-Feb-2017	93582	MAC ENT	15	33.058	SUNSHINE	CS	64	100	0.000	38.327	115.94 %	0.00 %		
546	131801	01-Feb-2017	01-Feb-2017	FA3026	LB MAC	14	43.156	STEJON	CS	69	185	0.000	45.431	105.27 %	0.00 %		
546	131805	01-Feb-2017	01-Feb-2017	FE5402	GLOCON	15	33.030	COOCRE	SS	37	71	0.000	42.399	128.37 %	0.00 %		
546	131843	02-Feb-2017	02-Feb-2017	EEANR	GEOLEM	14	24.328	CUMMING	CS	53	114	0.000	26.251	107.90 %	0.00 %		
546	131880	03-Feb-2017	06-Feb-2017	FB8071	DAN'S	12	37.070	SUNSHINE	SS	216	341	0.000	41.669	112.41 %	0.00 %		

The Connected Forest

TRANSFORMING THE WAY THE WORLD WORKS



Log Quality Details

PIECE SCALE DETAILS (SCALED)

System Default Layout Export

SCALE SITE	546	KALESHNIKOFF LUMBER CO. LTD.	TYPE	CS
TICKET	131043		TIMBERMARK	FB8071
DATE	03-JAN-2017		BLOCK	4
PSY	6200/20/2017		NET WT.	43,420
CONVERSION	1.0795		SAMPLE WT.	43,420
ACCEPTABLE FIBRE	39.739	/ 99.47%	WEIGHTED %	.0%

Refresh

Piece	Origin Piece	Species	Length	Top	Butt	Off Length	Vol Gross	Vol Def Total	Vol Off Length	Vol Inf Total	Vol Acc Fibre	% Acc Fibre	U/O
		T	T			T	T	T	T	T	T	T	T
1	1	LO	1276	9	12	19	0.452		.001		.451	99.8	O
2	2	LO	1137	6	10	2	0.244				.244	100.0	
3	3	SP	993	7	10	-6	0.232				.232	100.0	
4	4	SP	994	6	12	-7	0.280				.28	100.0	
5	5	SP	1093	7	13	19	0.373		.002		.371	99.5	O
6	6	SP	1028	6	10	27	0.220		.002		.218	99.1	O
7	7	SP	1010	5	12	9	0.268				.268	100.0	O
8	8	SP	1007	6	14	6	0.368				.368	100.0	
9	9	SP	815	6	12	-3	0.232				.232	100.0	
10	10	LO	1006	8	12	5	0.330				.33	100.0	
11	11	LO	817	7	12	-1	0.249				.249	100.0	
12	12	LO	1000	6	10	-1	0.214				.214	100.0	
13	13	SP	1000	6	14	-1	0.364				.364	100.0	
14	14	SP	1488	7	13	48	0.510		.005		.505	99.0	U
15	15	SP	1492	9	15	52	0.716		.009		.707	98.7	U
16	16	LO	1501	6	13		0.483				.483	100.0	
17	17	LO	1438	10	16	-2	0.805				.805	100.0	
18	18	SP	1486	6	11	46	0.367		.004		.363	98.9	U

The Connected Forest

TRANSFORMING THE WAY THE WORLD WORKS





Acceptable Fibre %



PIECE SCALE DETAILS (SCALED)			
System Default		Layout	Export
SCALE SITE	546 KALESNIKOFF LUMBER CO. LTD.	TYPE	CS
TICKET	131043	TIMBERMARK	FB8071
DATE	03-JAN-2017	BLOCK	4
PSY	6200/20/2017	NET WT.	43,420
CONVERSION	1.0795	SAMPLE WT.	43,420
ACCEPTABLE FIBRE	39.739 / 99.47%	WEIGHTED %	.0%



Daily Loads Chart



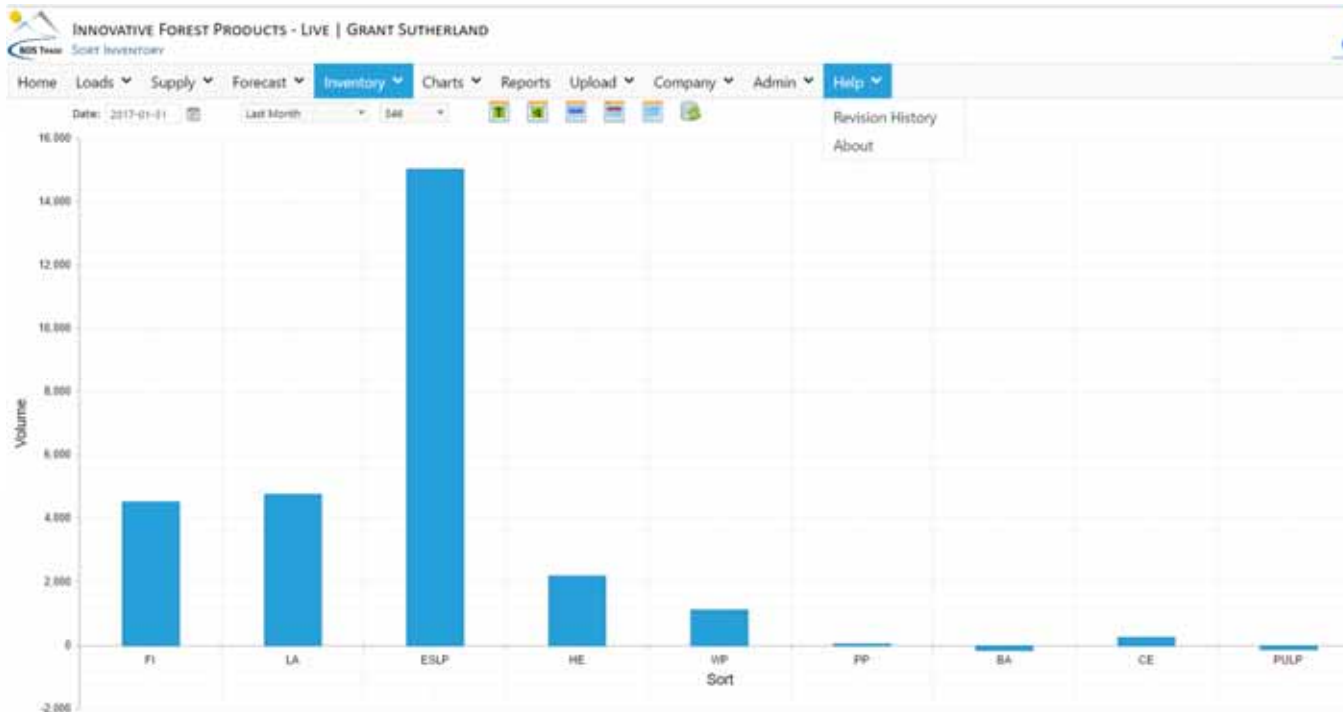
The Connected Forest

TRANSFORMING THE WAY THE WORLD WORKS





Sort Inventory



The Conn

TRANSFORMING THE WAY THE WORLD WORKS





Inventory Balances



INNOVATIVE FOREST PRODUCTS - LIVE | GRANT SUTHERLAND

BOS Trade INVENTORY BALANCE

Home Loads Supply Forecast **Inventory** Charts Reports Upload Company Admin Help

System Default Layout Export

From: 2017-01-29 to 2017-02-04 Last Week

Drag a column header and drop it here to group by that column

Refresh

Site	Yard	Sort	Sort Name	Begin Balance	Arrived	Departed	Consumed	Adjust	End Balance	Has Activity
546	Log Yard	BA	Balsam	-110.53			-50.65		-161.18	✓
546	Log Yard	CE	Cedar	244.04					244.04	✓
546	Log Yard	ESLP	Spruce/LP	14,467.69	2,067.15				16,534.84	✓
546	Log Yard	FI	Fir	3,252.07	2,738.71				5,990.78	✓
546	Log Yard	HE	Hemlock/Grand Fir	1,700.50	1,586.66				3,287.16	✓
546	Log Yard	LA	Larch	7,221.13	262.70		-3,882.00		3,601.84	✓
546	Log Yard	PP	Ponderosa Pine	44.54					44.54	✓
546	Log Yard	PULP	Pulp	-119.56					-119.56	✓
546	Log Yard	WP	White Pine	1,125.08	252.17				1,377.26	✓

The Connected Forest

TRANSFORMING THE WAY THE WORLD WORKS





Inventory Sorts



INNOVATIVE FOREST PRODUCTS - LIVE | GRANT SUTHERLAND
INVENTORY SORTS

Home Loads Supply Forecast **Inventory** Charts Reports Upload Company Admin Help

System Default Layout Export

From: 2017-01-29 to 2017-02-04 Last Week

Drag a column header and drop it here to group by that column

+ Add New Sort

Site ID	Sort	Sort Name	Arrival CF	Company Samples	Company CF	Ministry Samples	Ministry CF	Total Samples	Total CF	Period Loads	Applied Vol.	Arrived Wt.	Applied CF	Converted Volume	Difference Volume
546	BA	Balsam	1.25746		0.00000		0.00000		0.00000				0.00000		
546	CE	Cedar	1.54789		0.00000		0.00000		0.00000				0.00000		
546	ESLP	Spruce/LP	1.25746	2.00	1.11900	1.00	1.08320	3.00	1.10690	41.00	2,067.15	1,644	1,25750	1,819.64	-247
546	FI	Fir	1.12453	6.00	1.15070	1.00	1.20710	7.00	1.15980	62.25	2,738.71	2,435	1,12450	2,824.61	85
546	HE	Hemlock/Grand Fir	1.03823	3.00	1.03510	1.00	1.03920	4.00	1.03630	42.35	1,586.66	1,528	1,03820	1,583.71	-3
546	LA	Larch	1.07118		0.00000		0.00000		0.00000	6.40	262.70	245	1.07120	.00	
546	PP	Ponderosa Pine	1.01132		0.00000		0.00000		0.00000				0.00000		
546	PULP	Pulp	1.05000		0.00000		0.00000		0.00000				0.00000		
546	WP	White Pine	1.19723		0.00000		0.00000		0.00000	6.00	252.17	211	1.19720	.00	

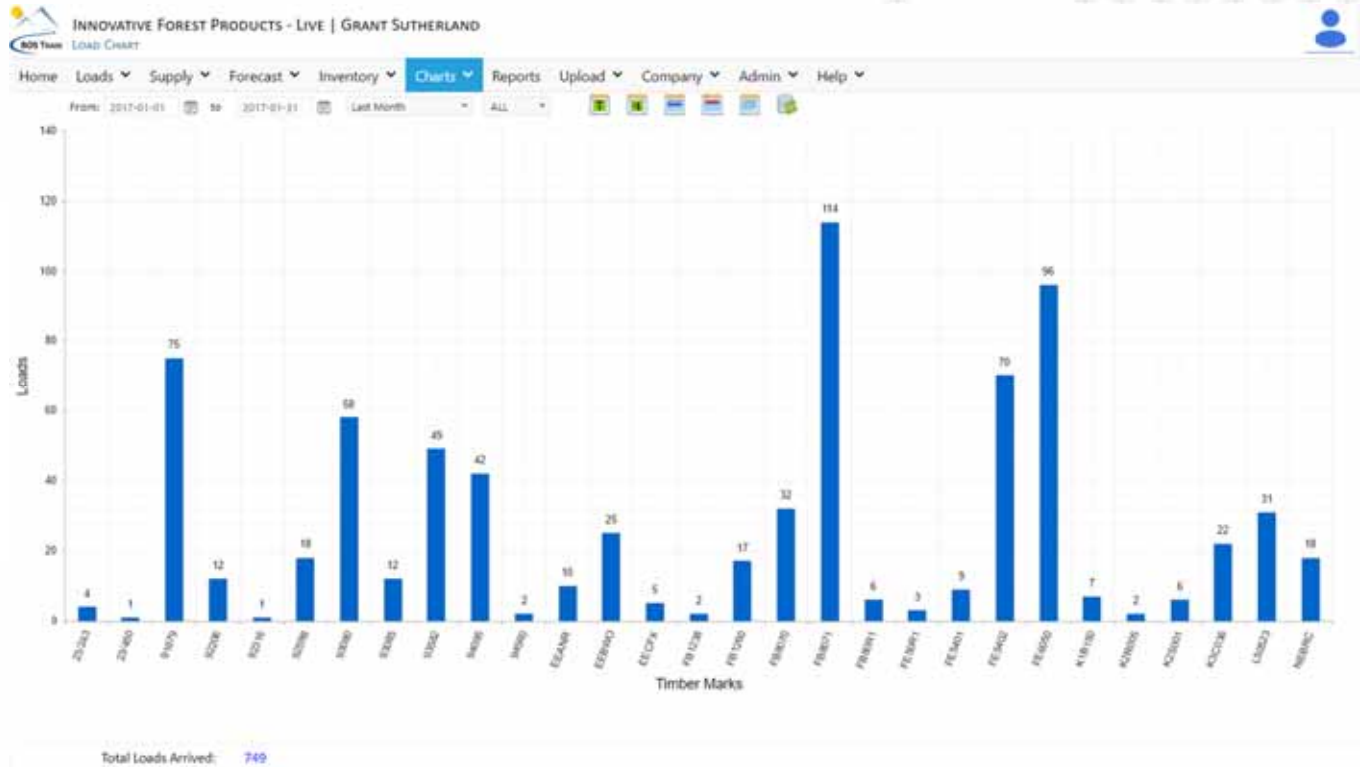
The Connected Forest

TRANSFORMING THE WAY THE WORLD WORKS





Loads by Harvest Area



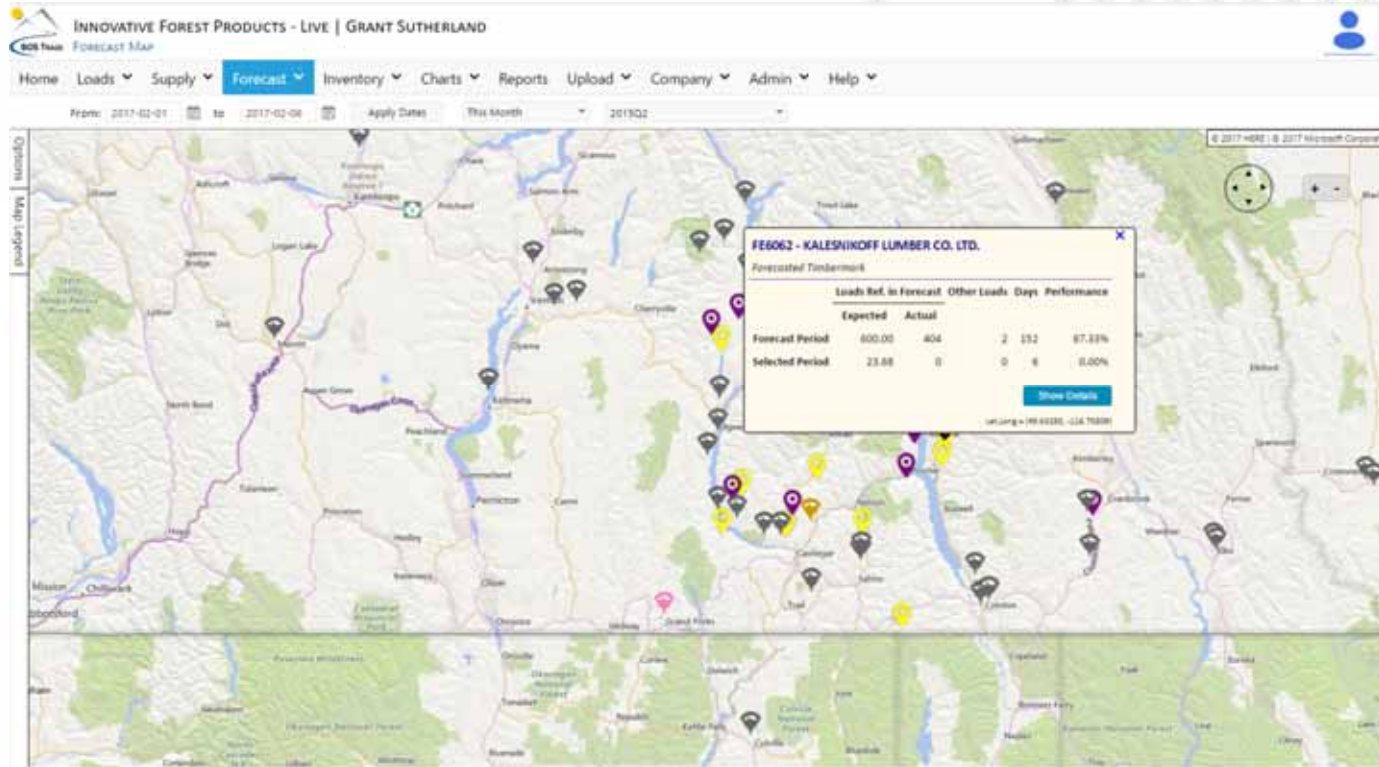
The Connected Forest

TRANSFORMING THE WAY THE WORLD WORKS






Forecast Maps



The Connected Forest

TRANSFORMING THE WAY THE WORLD WORKS

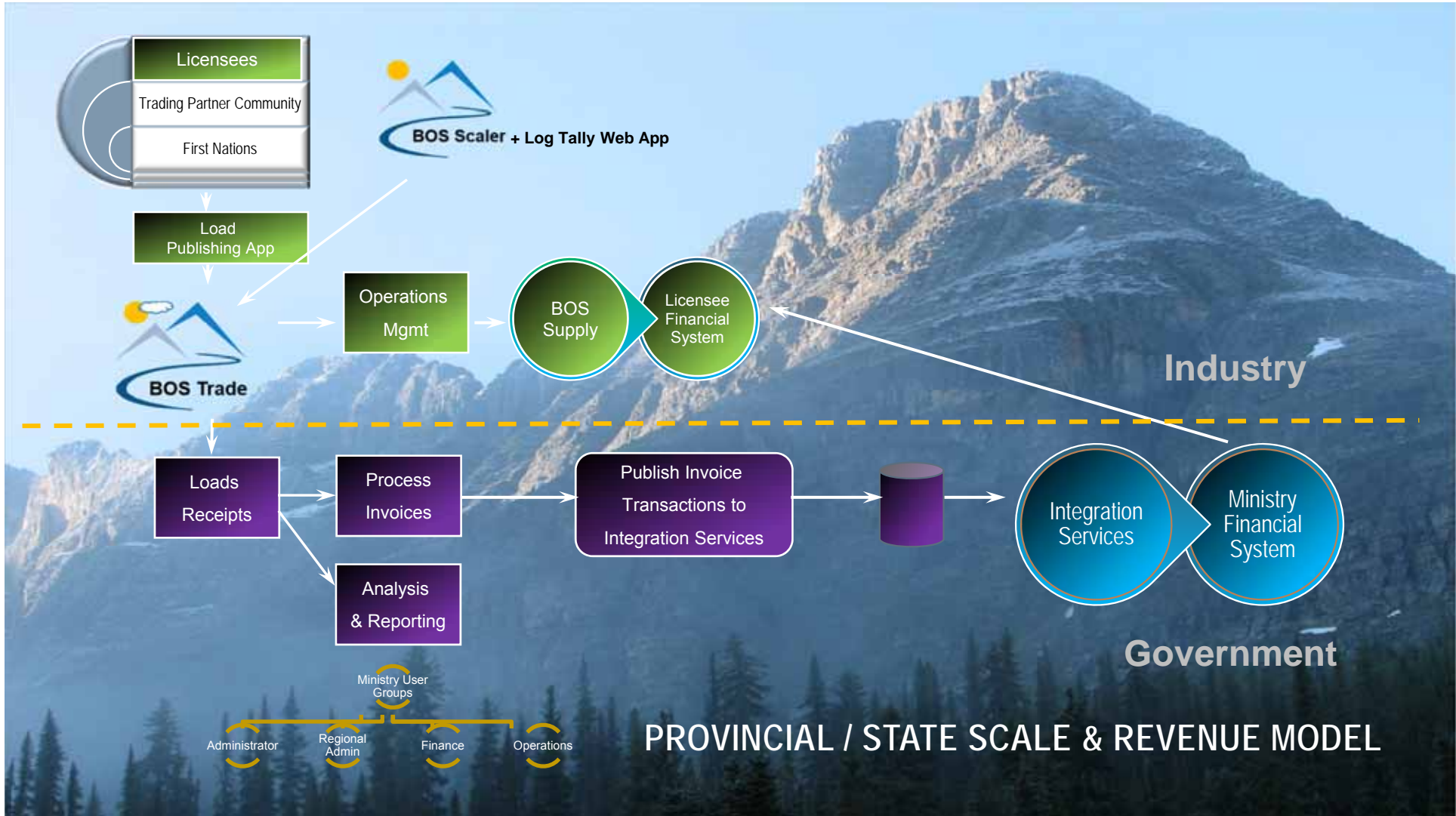




Trimble Forestry



Trade Provincial / State Scale Revenue Model






Government Scale & Revenue Deployments

Key features:

- Flexible Units of Measure(UOM)
- Rate Management
- Industry Code Translations
- Financial System Integration
- Robust security
- Multi language



Trimble Forestry



Scaler Web App



Demo - Scaler Web App




- Work flow:
 - Load is randomly selected for Sample Load
 - Load Header info is staged for piece scale
 - Scalers surf to local web page with personal BYOD phone or tablet
 - Scaler complete log tally with infractions and log quality details
 - Scaler assigns length spec and other details and signs the load
 - Logs are pencils bucked according to length spec
 - Load is sent to Trade with all Log Quality details and government scale and revenue system

Source Measurement Data for Log Quality Pgms

Log Quality Program Elements



- **Standards** for Infractions, Log Length Specifications and other quality criteria and measures are defined.
- **Data Sources** are BOS Scaler, Handhelds and BOS Trade to provision source data to upstream business processes access by **Reporting and Analytics** tools.
- As quality issues are recognized or new quality data is available, **Notifications** are triggered to inform staff and to communicate corrective actions to contractors and vendors.
- A **Bonus and Penalty Program** ensures good performance is rewarded, and sub-standard quality performance results in monetary penalties.
- Finally, ongoing **Quality Analytics** evolve to become revised or **new Standards**.



Trimble Forestry

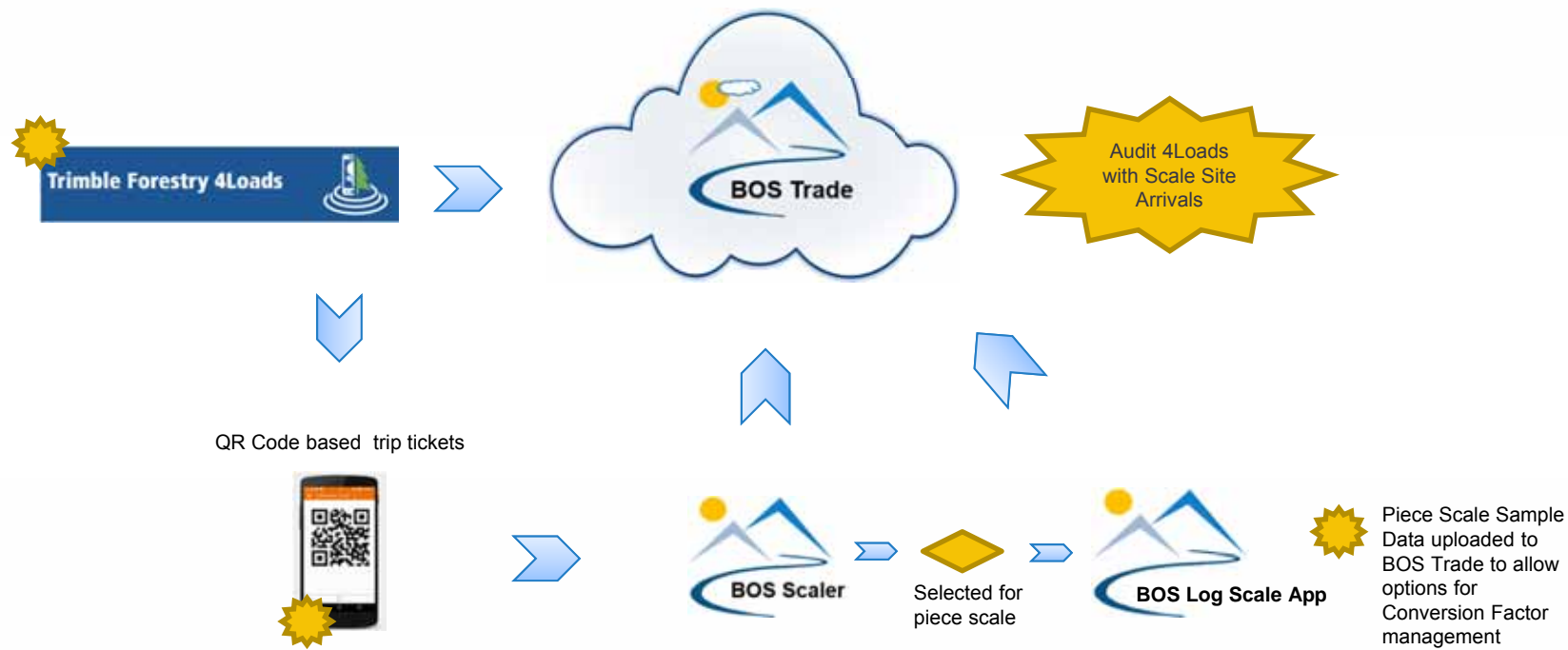


BOS Trade – South East US

☰ South East US – BOS Trade 4Loads Services



4Loads with QR Code Scale Site data entry



The Connected Forest

TRANSFORMING THE WAY THE WORLD WORKS





Contacts



Grant Sutherland
CEO, BOS Forestry Corp
Office: 1.888.362.7646
Cell: 250 354 7250:
gsutherland@bosforestry.com

David Buddingh
Trimble Forestry
Direct [+1-541-768-2665](tel:+15417682665)
Mobile [+1-541-231-4243](tel:+15412314243)
david_buddingh@trimble.com




The Connected Forest

TRANSFORMING THE WAY THE WORLD WORKS




Thank You



The Connected Forest

TRANSFORMING THE WAY THE WORLD WORKS





Trimble Forestry



Key framework features



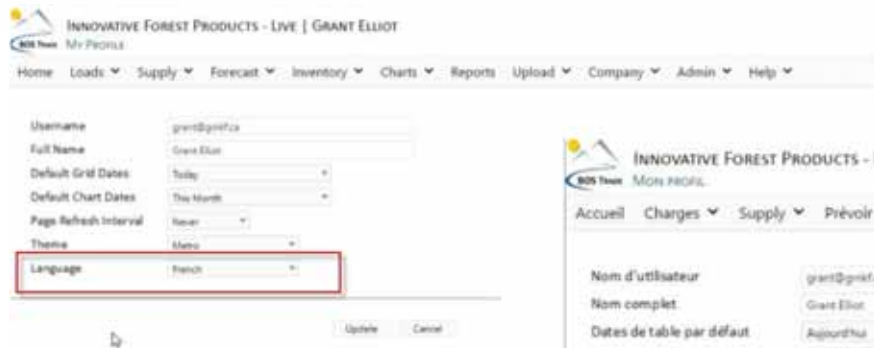
Capabilities Review



- Bilingual support
- Role-based secure access
- Report on imported data
- View Audit Trail

Bilingual support

Profile Language Settings




INNOVATIVE FOREST PRODUCTS - LIVE | GRANT ELLIOT
My Profile

Home Loads Supply Forecast Inventory Charts Reports Upload Company Admin Help

Username: grant@grif.ca
Full Name: Grant Elliot
Default Grid Dates: Today
Default Chart Dates: This Month
Page Refresh Interval: Never
Theme: Metro
Language: French

Update Cancel



INNOVATIVE FOREST PRODUCTS - LIVE | GRANT ELLIOT
MON PROFIL

Accueil Charges Supply Prévoir Inventaire Graphiques Rapports Télécharger L'Entreprise Admin Aide

Nom d'utilisateur: grant@grif.ca
Nom complet: Grant Elliot
Dates de table par défaut: Aujourd'hui
Dates par défaut des tableaux: Ce mois-ci
Intervalle de rechargement de page: Jamais
Thème: Metro
La langue: Français

Reviser Cancel

The Connected Forest

TRANSFORMING THE WAY THE WORLD WORKS



Login Page - French



Se connecter à BOS Trade - NB

NOM D'UTILISATEUR 

MOT DE PASSE 

Rester connecté

Se souvenir de mon nom d'utilisateur sur cet ordinateur

[Mot de passe oublié?](#)

[Enregistrer un nouveau compte d'entreprise](#)

SE CONNECTER



Dash Boards forms translated



Historique de connexion

Here you can see all 30 days attempts. Please notice that if address you attempt to get being accessed without your permission.

Date	Login Method	Browser	Version	Address
05-mars-2017 10:14	password	chrome	58.0	192...
05-mars-2017 10:14				
05-mars-2017 10:11				
05-mars-2017 10:11				
05-mars-2017 10:10				
05-mars-2017 10:09				
05-mars-2017 10:09				

Résumé des charges

0

540

36

The Connected Forest

TRANSFORMING THE WAY THE WORLD WORKS



Loads Page - French



Date de	Tonne	Sp	LSP	Système	Fournisseur	Conteneur	Type de	No. de	Type de	Date de	Tonne	Sp
07-Nov-2017	4176	488	32205	KAL	Kalenduff Lumber Company	Miscellaneous	31	37360	32	18/07/17	0	
07-Nov-2017	4176	499	32207	KAL	Kalenduff Lumber Company	Miscellaneous	31	37360	37	22/07/17	0	
21-Nov-2017	12221	539		KALUM	Kalenduff Lumber Co. Ltd.		17	33110	38	24/07/17	0	
07-Nov-2017	4181	488	32208	KAL	Kalenduff Lumber Company	Subo Contracting Limited	36	41405	38	18/07/17	0	
17-Nov-2017	12718	488	013475	SPORDETH	U.S. Forestry Ltd.	PSD Logging Ltd.	131	41110	39	08/04/20	0	
05-Nov-2017	19178	499	301846	FRMOC	Reidy Fire Contracting Ltd.	KOZEE CH48917	4709	34302	35	14/05	14/05/17	0
05-Nov-2017	19154	488	301853	A.J. TREXER	A.J. Timber Co. Ltd.	A.J. Timber Co. Ltd.	31	38290	35	14/05	14/05/17	0
05-Nov-2017	19158	488	014791	UTSBOOK	Utsbook Corporation	Alta 2020462	64138	46405	39	21/07/17	0	
07-Nov-2017	4176	499	32206	KAL	Kalenduff Lumber Company	Subo Contracting Limited	39	42110	32	18/07/17	0	
10-Nov-2017	13181	488	301875	FRMOC	Reidy Fire Contracting Ltd.	Integrity Timber Ltd.	404	44302	32	14/05	14/05/17	0
07-Nov-2017	4176	488	32209	KAL	Kalenduff Lumber Company	Subo Contracting Limited	160	41110	31	18/07/17	0	
08-Nov-2017	19159	488	301871	FRMOC	Reidy Fire Contracting Ltd.	Integrity Timber Ltd.	404	41700	31	14/05	14/05/17	0
08-Nov-2017	19160	488	301872	FRMOC	Reidy Fire Contracting Ltd.	KOZEE FWD	4709	37448	31	14/05	14/05/17	0
09-Nov-2017	19156	488	301876	FRMOC	Reidy Fire Contracting Ltd.	KOZEE CH48917	4709	37100	30	14/05	14/05/17	0
09-Nov-2017	19161	488	013476	UTSBOOK	Utsbook Corporation	Alta 2020462	64175	39100	40	21/07/17	0	
07-Nov-2017	4176	488	32204	KAL	Kalenduff Lumber Company	Dev's Trussing	346110	38700	40	24/07/17	0	
10-Nov-2017	19163	488	301868	A.J. TREXER	A.J. Timber Co. Ltd.	A.J. Timber Co. Ltd.	31	38100	40	14/05	14/05/17	0
09-Nov-2017	19165	488	301880	FRMOC	Reidy Fire Contracting Ltd.	Integrity Timber Ltd.	734	41700	47	14/05	14/05/17	0
09-Nov-2017	19167	488	00104	COCCB	Crown Deck Center Ltd.	A.T.M.P.P.200	47043	38100	47	14/05	14/05/17	0
21-Nov-2017	12221	539		KALUM	Kalenduff Lumber Co. Ltd.		17	33110	47	11/07/17	0	
09-Nov-2017	19169	488	00103	COCCB	Crown Deck Center Ltd.	Harbor Housing	4402	33340	45	14/05	14/05/17	0
09-Nov-2017	19162	488	10087	TRON	Belex Inc. Canada Inc.	Belexon Transport Inc.	33	46400	289	05	02/03/18	0
14-Nov-2017	13223	488	301878	KOZEE FWD	KOZEE FWD	KOZEE FWD	4709	37300	45	11/05/18	0	
01-Nov-2017	19174	488	301910	HARRND	Hyking-Broder Community Co-operative	C.M. Steele Trucking Ltd.	2065308	37340	42	04/01/19	0	
10-Nov-2017	13219	488	013421	SPORDETH	U.S. Forestry Ltd.	WILLI-BELP	6163	42100	43	02/03/18	0	
14-Nov-2017	13218	488	013421	SPORDETH	U.S. Forestry Ltd.	PSD Logging Ltd.	132	35300	45	08/04/20	0	
15-Nov-2017	13243	488	013424	SPORDETH	U.S. Forestry Ltd.	Harbor Trussing	831	41110	42	08/04/20	0	

- Some labels yet to be converted

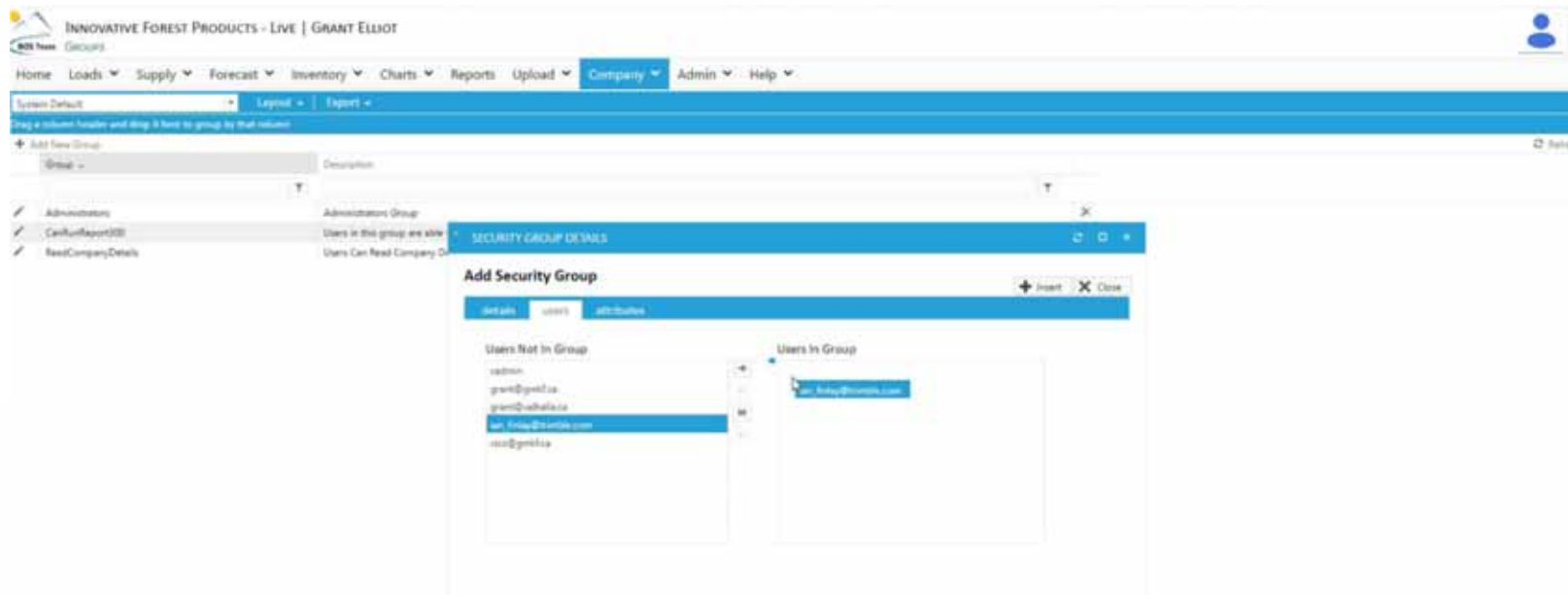
The Connected Forest

TRANSFORMING THE WAY THE WORLD WORKS



Role-based secure access

Group Management



The Connected Forest

TRANSFORMING THE WAY THE WORLD WORKS





User access management



- User access management for all levels of users and stakeholders
- Can be expanded to serve a diverse subscriber audience of Internal and External Groups and Users

View Audit Trail

User Login History



JEMI FIBRE CORP. | GRANT ELLIOT
805 Team USER HISTORY

Home Loads Forecast Inventory Charts Reports Upload Company Admin Help

System Default Layout Export

Drag a column header and drop it here to group by that column

User Name	Date	Browser	Browser Version	Mobile	Host Address	Host User ID	Success
grant@gmkf.ca	01-Mar-2017 16:50	Chrome	56.0		z1	z1	✗
grant@gmkf.ca	01-Mar-2017 16:14	Chrome	56.0		z1	z1	✗
grant@gmkf.ca	01-Mar-2017 16:13	Chrome	56.0		z1	z1	✗
grant@gmkf.ca	01-Mar-2017 16:11	Chrome	56.0		z1	z1	✗
grant@gmkf.ca	01-Mar-2017 16:11	Chrome	56.0		z1	z1	✗
grant@gmkf.ca	01-Mar-2017 16:10	Chrome	56.0		z1	z1	✗
grant@gmkf.ca	01-Mar-2017 16:09	Chrome	56.0		z1	z1	✗
grant@gmkf.ca	01-Mar-2017 16:05	Chrome	56.0		24.67.209.185	24.67.209.185	✗

The Connected Forest

TRANSFORMING THE WAY THE WORLD WORKS





View Audit Trail



User Login History

JEMI FIBRE CORP. | GRANT ELLIOT
User History

Home Loads Forecast Inventory Charts Reports Upload Company Admin Help

System Default Layout Export

Drag a column header and drop it here to group by that column

User Name	Date	Browser
grant@gnk.ca	01-Mar-2017 16:50	Chrome
grant@gnk.ca	01-Mar-2017 16:14	Chrome
grant@gnk.ca	01-Mar-2017 16:13	Chrome
grant@gnk.ca	01-Mar-2017 16:11	Chrome
grant@gnk.ca	01-Mar-2017 16:11	Chrome
grant@gnk.ca	01-Mar-2017 16:10	Chrome
grant@gnk.ca	01-Mar-2017 16:09	Chrome
grant@gnk.ca	01-Mar-2017 16:05	Chrome

- Users
- Companies
- Company Scale Sites
- Scale Sites
- Scale Site Populations
- Loads by Scale Site Chart
- Sample Scales by Site Chart
- Loads by Date Chart
- Loads by Month Chart
- Edit Supplier Scale Associations with Others' Sites
- Edit Carrier Scale Associations with Others' Sites
- User Login History
- System Error Log
- Subscription Transactions
- Current Session Details

Host User ID	Success
v1	✓ ✗
v1	✓ ✗
v1	✓ ✗
v1	✓ ✗
v1	✓ ✗
v1	✓ ✗
2447209.185	✓ ✗

The Connected Forest

TRANSFORMING THE WAY THE WORLD WORKS





View Audit Trail



Load Record Version Control

The screenshot shows a software interface with a table of records. A red box highlights a section of the table with the following columns: 'DDN', 'Version', 'Scale ID', 'Date In', and 'Ticket'. A red arrow points to the 'DDN' column header.

DDN	Version	Scale ID	Date In	Ticket
	T	T	T	T
S41346021T02T	4	546	16-Feb-2017	132102
S41346020T99S	3	546	15-Feb-2017	132099
S41346017T64D	2	546	31-Jan-2017	131764
S41346018T63G	2	546	03-Feb-2017	131863
S41346018T34F	2	546	02-Feb-2017	131834

The Connected Forest

TRANSFORMING THE WAY THE WORLD WORKS

